



Overview

Mobile App

Pricing

Free Trial

Register

Sign In

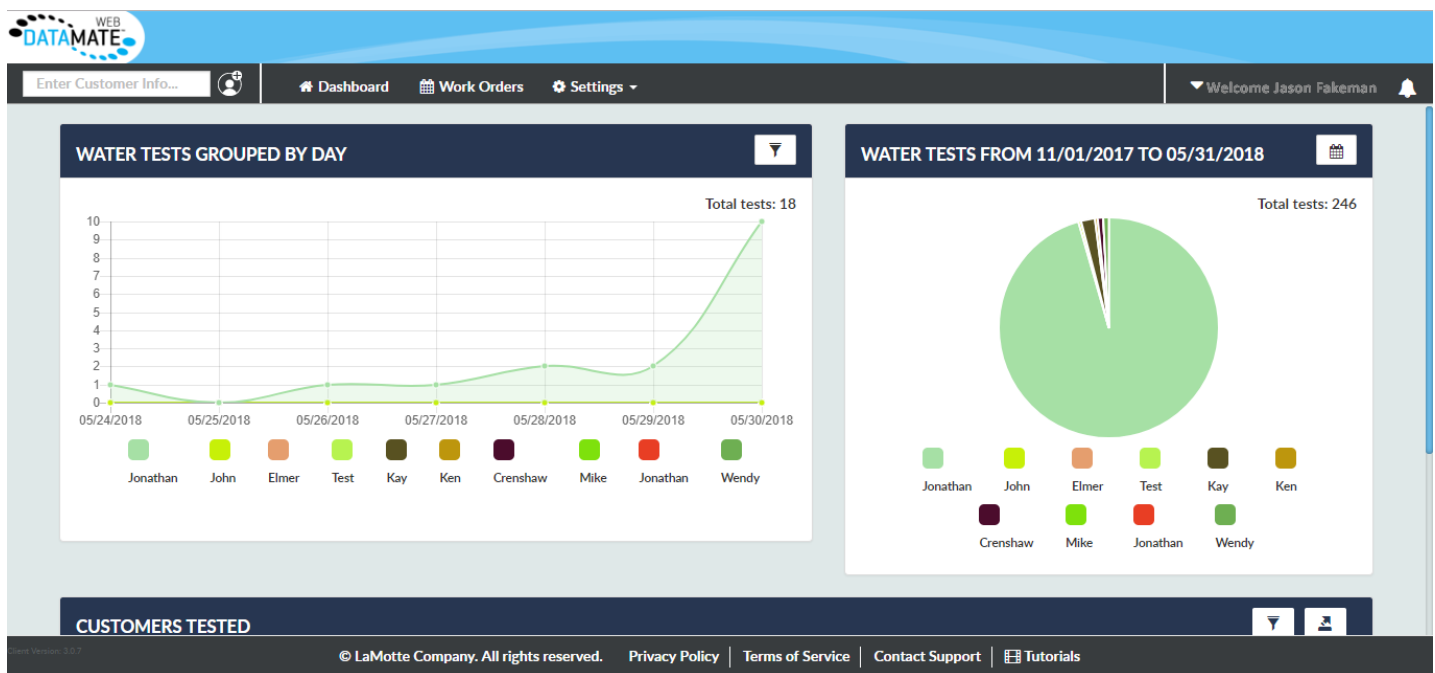
(<https://ui.waterlinkconnect.com/#/register>) (<https://ui.waterlinkconnect.com/#/register>) (<https://ui.waterlinkconnect.com/#/>)

WaterLink® DataMate® Web for Pool & Spa Retailer and Pool Service Professionals

A complete and customizable water analysis program for Pool and
Spa professionals

WaterLink® DataMate® Web for Pool & Spa Retailer and Pool Service Professionals

Whether your pool and spa business consists of retail stores, traveling service techs treating pools directly in backyards, or a combination of those, WaterLink® DataMate® Web offers a fully featured software solution at an incredibly affordable price. Try it now for 30 days (<https://ui.waterlinkconnect.com/#/register/>), risk free.



All Your Customers, Collected

Customers are the most important part of your business. The more information you have about them, the better service you can provide. Names, phone numbers, and addresses are just the beginning.

- Keep photos of your customer's sites, collected from the mobile app

- Retain volume, surface type, and other important details about your customer's pools and spas
- Attach equipment items like motors and pumps to track serial numbers, installation dates, and warranty periods
- Review a full water test history, stored automatically each time you perform a water test

The screenshot displays the DataMate Web interface. At the top, there's a navigation bar with 'Enter Customer Info...', 'Dashboard', 'Work Orders', and 'Settings'. A welcome message 'Welcome Jason Fakeman' is on the right. The main content area is divided into three sections:

- ACCOUNT INFORMATION:** Contains fields for Name (Jim Fake), Account Number (910277), Home Phone (888-123-4455), Address (802 Washington Ave PO BOX 329 Chestertown MD 21620 United States), Work Phone (1234567891), Email (jfake@gmail.com), and Customer Type (VIP). A map shows the location near 'ACME Markets'.
- SITE GALLERY:** Displays a grid of images showing a pool and equipment.
- SITE INFORMATION:** Includes a dropdown for 'Salt Pool', date pickers for 'Start Date' (01/01/2018) and 'End Date' (03/30/2018), and a table with columns 'Type', 'Volume', and 'Surface'. The table contains one row: 'Pool' with '12000 Gallons' and 'Vinyl'.

At the bottom, there's a footer with '© LaMotte Company. All rights reserved.', 'Privacy Policy', 'Terms of Service', 'Contact Support', and 'Tutorials'.

No Guess Work Water Analysis

DataMate® Web's fully featured treatment engine will provide exact dosages of chemicals to balance your customer's pools and spas. Treatment recommendations, dosage rates, chemical names, even ideal ranges can all be adjusted to suit the chemical products you sell and use. Organized reports can be printed or emailed to your customers so following your instructions and keeping a healthy pool or spa is clear and easy.

- Water Test Reports generate step-by-step treatment recommendations and chemical dosages to balance your customer's pool or spa water
- Enter test results manually, or use a supported meter like the WaterLink® Spin Touch® (<http://www.waterlinkspintouch.com/spin-touch.html>) for the most accurate results possible
- Customize chemical names, dosage rates, and treatment text to match your chemical products and recommendation methodology. No more hand writing on those reports!
- Add Product Sizes to your chemicals to activate the shopping cart feature. Let DataMate® Web recommend a bucket of chemicals of the appropriate size to match the treatment recommendation

REPORT

CUSTOMER
 Jim Fake
 888-123-4455
 802 Washington Ave PO BOX 329
 Chestertown MD 21620

FACILITY INFORMATION
 Facility name: Salt Pool
 Volume: 12000 gallons
 Surface: Vinyl
 Facility type: Pool

TEST REPORT
 Color: None
 Temperature: 0 F
 Saturation Index: 0
 Clarity: Clear

TEST RESULTS

Factor	Results	Range
Free Chlorine	1	1 - 3.5
Total Chlorine	4	2 - 4
Combined Chlorine	3	0 - 0.2

TREATMENT RECOMMENDATIONS
 Allow at least 3 hours between each chemical adjustment. Always follow product label directions when adding chemicals. Do Not Mix Chemicals. Always add chemicals to water, never water to chemicals.

pH is high. Add 1lbs. 3.2oz. of Sodium Bisulfate.
 Split the recommended dosage into three treatments of about 6.4oz. and distribute the chemical evenly around the deep end, and away from metal fixtures. Allow the pool to circulate at least 6 to 8 hours between each of the three partial adjustments.

Alkalinity is low. Add 6lbs. .6oz. of Sodium Bicarbonate.

Full Service and Scheduling

For the service company with a fleet of trucks, or the husband and wife that manage the whole thing on their own, DataMate® Web's Scheduling and Service module offers a complete system for scheduling appointments, routing mobile users to homeowners, and providing step-by-step work orders, all on the go.

- Schedule appointments for customers from an easy to use, drag and drop interface
- Manage schedules for multiple service technicians
- Appointments can be scheduled as a single, one-off visit, or recurring maintenance. Set whatever interval is right for your needs
- Assign Tasks to be performed by the onsite tech, like "Empty the Skimmer Baskets" or "Backwash the Filter"
- Leave notes for your techs, like the fence code or the name of the dog. These will be visible in the mobile app when your tech gets onsite

DATA MATE WEB

Enter Customer Info...

Dashboard Work Orders Settings

Welcome Jason Fakeman

Create Work Order Visible Technicians Settings Manage Tasks

Today Thursday, May 31, 2018 Day Week Month



Thu 5/31


Time	Jonathan Banish	Kay Rider	Mike Carroll	Jonathan Jones
8:00 AM				
8:30 AM				
9:00 AM	Tom Tessier (09:00 - 09:25) Pool na	Emerson Lynn		
9:30 AM	Tom Tessier (09:30 - 10:10) Pool na		Curtis Martin (09:35 - 10:30) Blithe sales demo pool	
10:00 AM		Tom Fake (09:50 - 12:22) Chlorine Pool		

© LaMotte Company. All rights reserved. Privacy Policy Terms of Service Contact Support Tutorials


Verizon

1:46 PM





Work Order Detail



Logout

Tom Fake

(800) 344 - 3100


3/31/2018


9:20 AM




Legal

802 Washington Ave,
Chestertown, Maryland






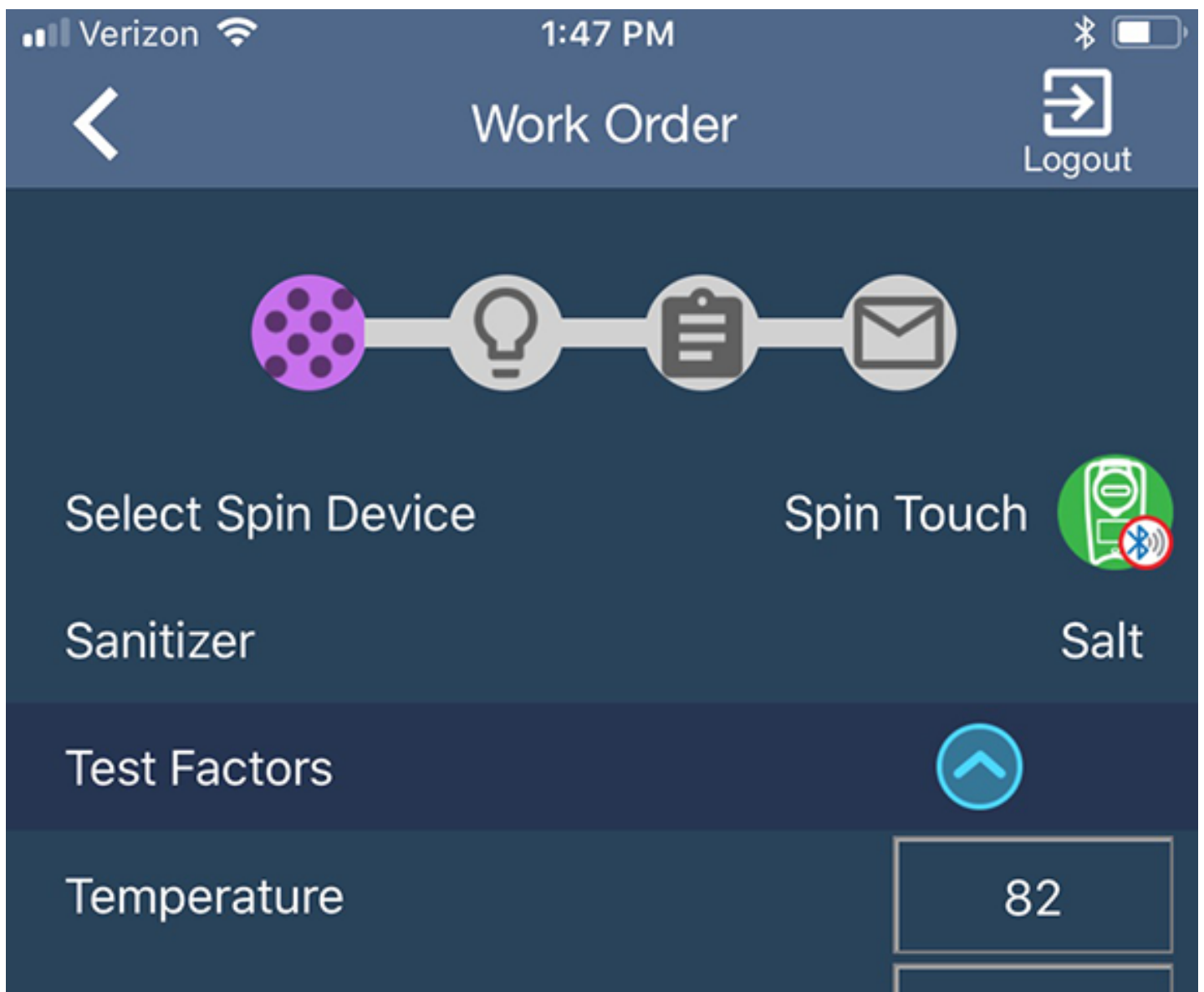
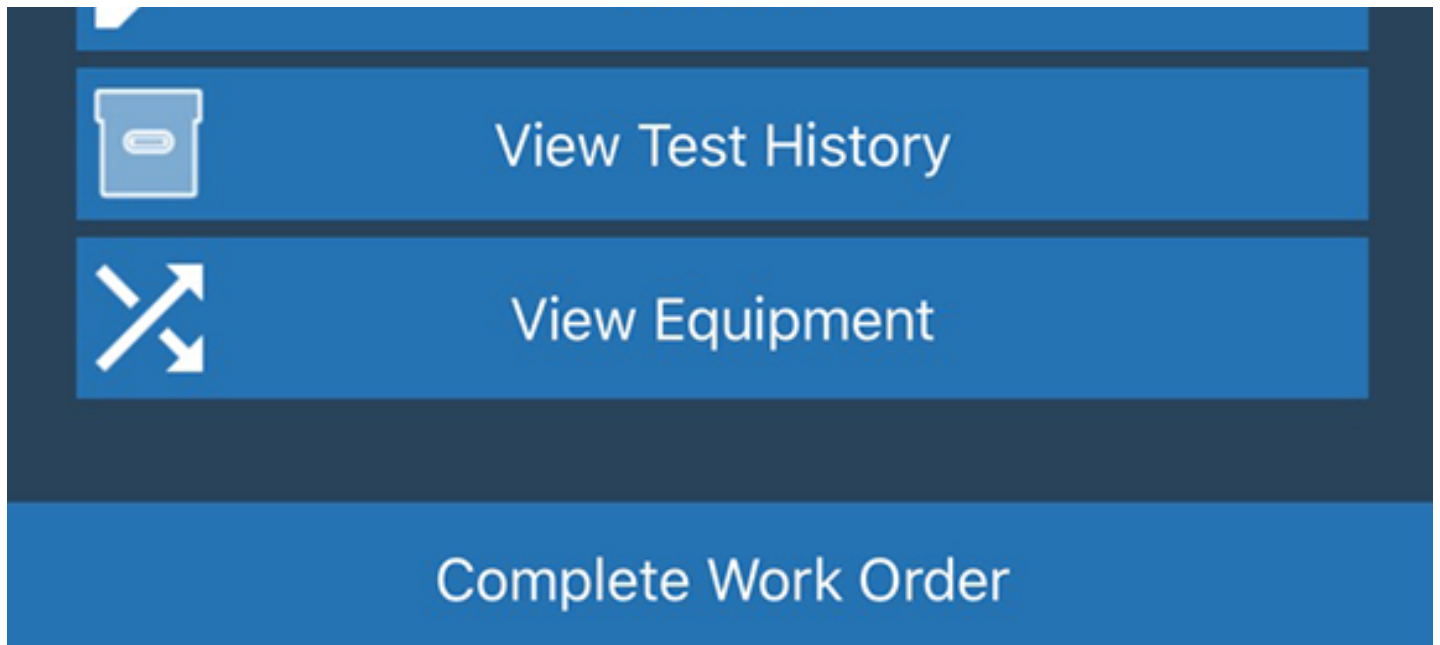
Chlorine Pool
12000 gals.
Vinyl
Pool



Start Work Order





Edit Site





Free Chlorine	2.23
Total Chlorine	2.23
pH	7.4
Alkalinity	97
Hardness	99
Stabilizer	40

Next

 Work Order

 Edit Site


 Test History

 Equipment

Verizon 1:46 PM

Work Order

Logout



Alkalinity is low. Add 4pts. 13.3oz.
of Sodium Bicarbonate.



Evenly distribute the recommended dosage across the
deep end of the pool.

Alkalinity was low.

Calcium Hardness is low. Add
15pts. 2.4oz. of Calcium Chloride.



Carefully pre-mix this product with ample water in a
metal pail before adding to the pool (be sure to wear
protective goggles and gloves). Add the chemical to
your pool in dosages of about 5pts. .8oz.. Allow the
water to circulate at least 4 to 6 hours between each
adjustment.

Calcium hardness was low.

Back

Next

Work Order



Edit Site


Test History

Equipment


Verizon





1:48 PM





Work Order


Logout



Replace Filter

☒

Install a new filter

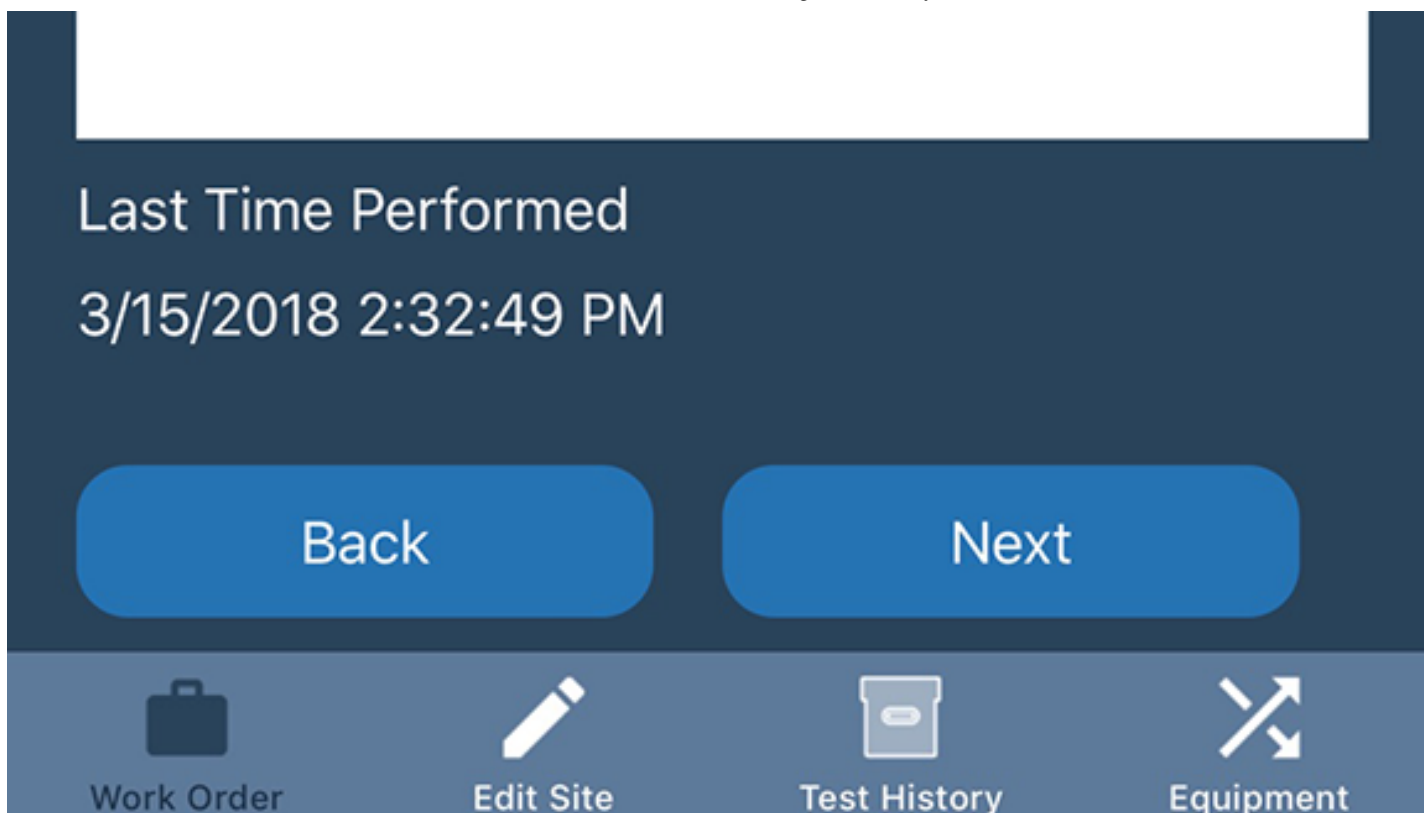
Last Time Performed

3/15/2018 11:35:42 AM

Clean Area

☐

Clean the area around the pool and spa



Get Going with the Free Mobile App

Sign into the DataMate® Web mobile app for Android® (https://play.google.com/store/apps/details?id=com.lamotte.waterlinkconnect&hl=en_US) and iOS® (<https://itunes.apple.com/us/app/waterlink-connect/id975652462?mt=8>) to complete appointments for customers. Get turn-by-turn GPS directions to your customer's home, walk through the work order to analyze the water, complete tasks, and even snap a quick picture of the pool or equipment. When complete, an e-doorhanger is emailed to your customer to let them know your tech completed the service.

- No worries if Sally's back yard is off the grid, the DataMate® Web mobile app downloads all your work orders for the day, so you can work offline and resync when service is available
- Schedule Work Orders on the road, directly through the mobile app
- Review test history and equipment items for pools and spas
- Enter water test results manually or transfer results via Bluetooth from a supported meter, like the WaterLink® Spin Touch® (<http://www.waterlinkspintouch.com/spin-touch.html>)



(https://play.google.com/store/apps/details?id=com.lamotte.waterlinkconnect&hl=en_US)



(<https://itunes.apple.com/us/app/waterlink-connect/id975652462?mt=8>)

LaMotte Software Center

WaterLink DataMate Web Software (<http://softwarecenter.lamotte.com/datamateweb.php>)

WaterLink Solutions Software (<http://softwarecenter.lamotte.com/waterlinksolutions.php>)

WaterLink Connect 1 Software (<http://softwarecenter/waterlinkconnect1.php>)

WaterLink Connect 2 Software (<http://softwarecenter.lamotte.com/waterlinkconnect2.php>)

Support (<http://www.lamotte.com/en/remotesupport>)

© Copyright 2018 LaMotte Company. All Rights Reserved. / Privacy Policy

(<http://softwarecenter.lamotte.com/privacy.php>) / Terms and Conditions (<http://softwarecenter.lamotte.com/tos.php>)